



13th Chemical Process Safety Sharing (CPSS)

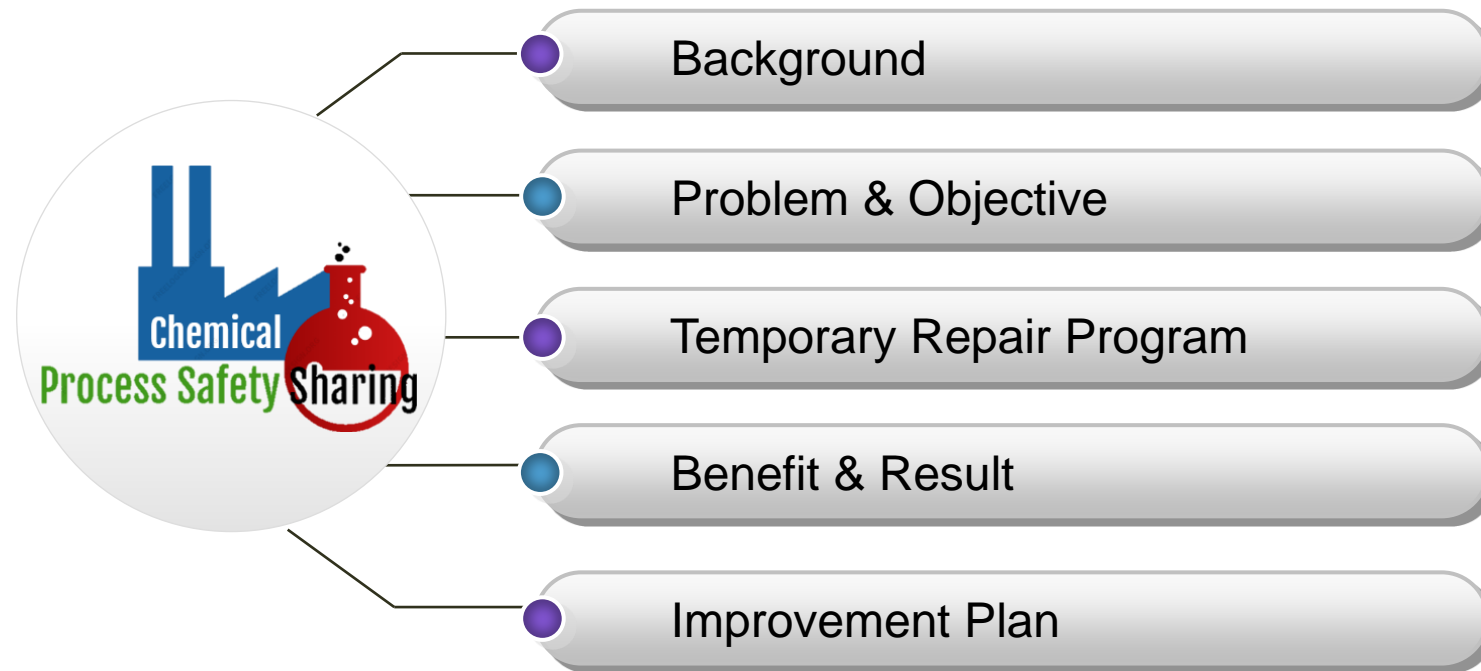
Topic: Temporary Repair Management System

Presenter Name: Lunchakorn Loganuwat

E-mail: lunchakorn.lo@irpc.co.th

Company : IRPC





Background



Reference:
Wake Up Call: Refinery Disaster in Philadelphia
<https://www.csb.gov/wake-up-call-refinery-disaster-in-philadelphia/>





Problem & Objective

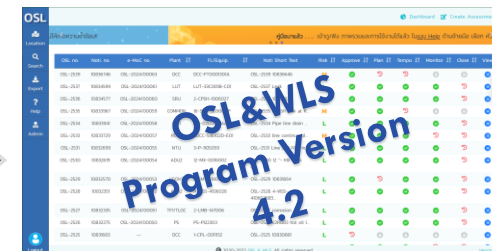
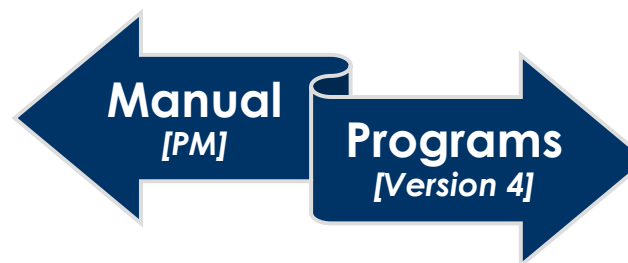
- There are 29 plants under the IRPC company.
- Temporary repairs are not systematic recorded or monitored.
- Most of temporary repairs must be permanently repaired during the turnaround period.
 - Some of temporary repairs may not be tracked.
- Create a system that can record and monitor temporary repairs on a single platform.
- Ensure that 100% of temporary repairs are permanently repaired.
- Integrate this system with the legacy program (SAP) to automatically generate tasks for each responsible person.

Temporary Repair Program

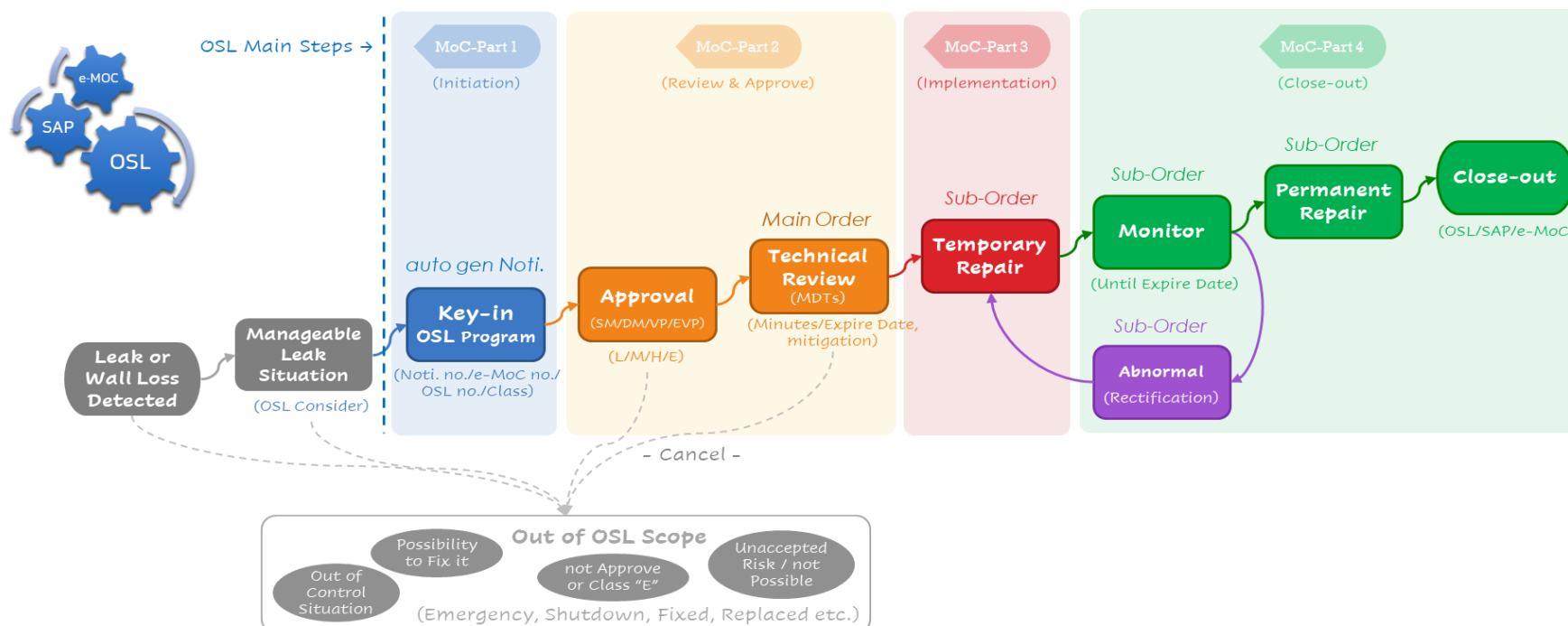


- ✓ Comply with MoC
- ✓ Completed workflow
- ✓ Role and Responsibility
- ✓ ISO one system

Procedure Manual
no.S10328000-1201



- ✓ Interface with legacy program
- ✓ Assess/Approve via auto email
- ✓ Friendly user interface
- ✓ Responsive (multi-platform)

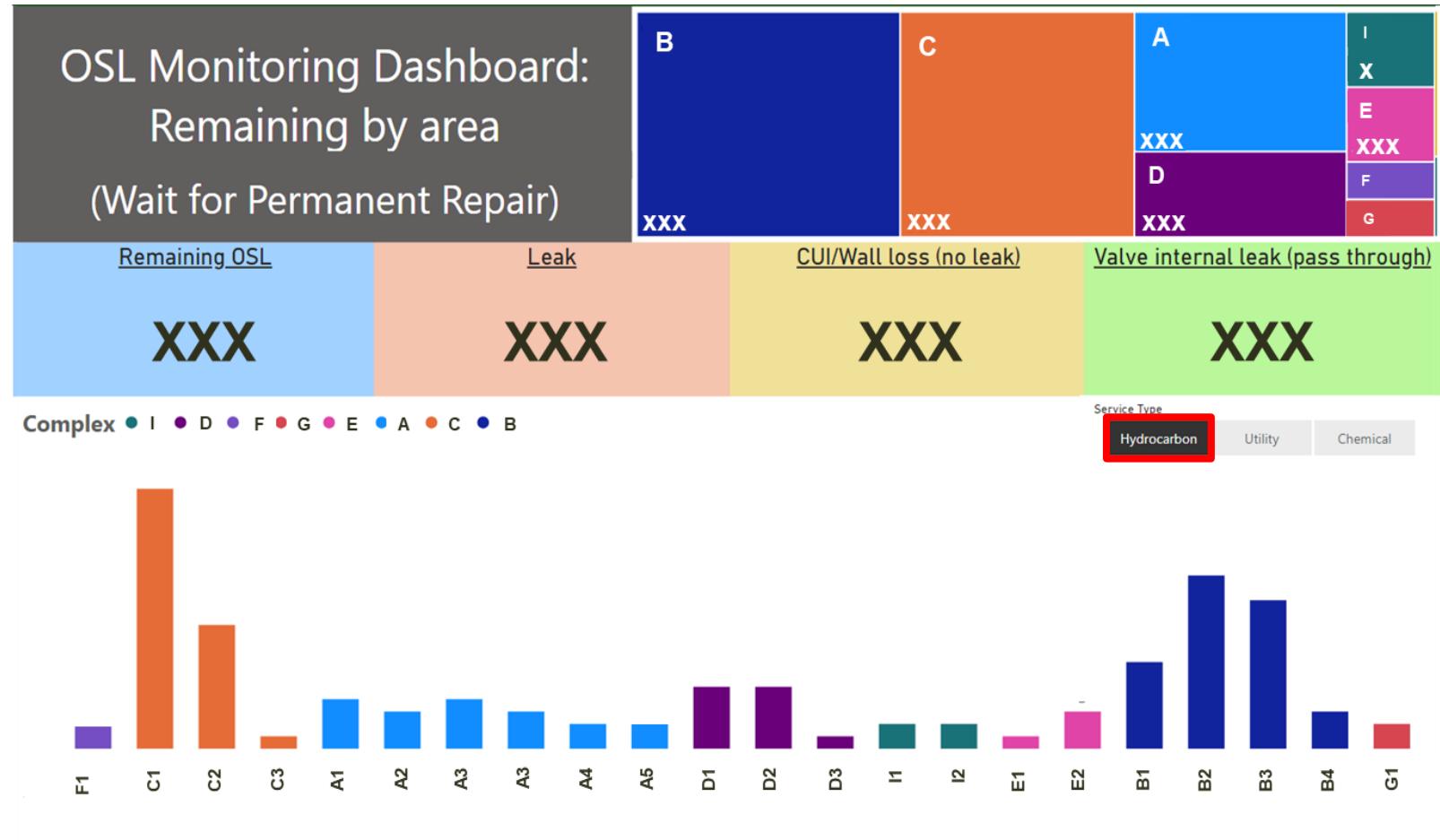




Temporary Repair Program



Temporary Repair Monitoring Dashboard



Benefit & Result



- All temporary repairs are recorded and tracked through the program.
- All temporary repairs are monitored by inspectors and field operators, with feedback provided to maintenance in the event of abnormal conditions.
- Management, including asset owners, can monitor the status via the dashboard.
- This program has been integrated with the legacy system (SAP).
 - Tasks are automatically generated for each responsible person.
- 100% of temporary repairs were permanently repaired in the last turnaround (IRPC T/A 2022 & 2023).



Improvement Plan



- Incorporate a data collection field within the temporary repair section of the program.
- Collect temporary repairs which frequently occur.
 - Set team and investigate possible causes.
 - After completing the permanent repair, collect a sample and utilize NDE/DE techniques to facilitate a more precise investigation of the potential causes.
 - Give recommendations.



Thank you for your attention

